

Length: 6M or 12M

Original: China

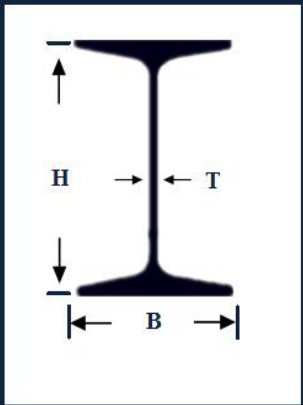
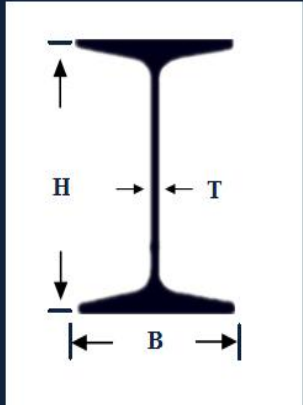
Certificate: ISO 9001, BV etc.

Technical: Black Steel or Galvanized



ROYAL GROUP
Kangsheng development industry
zone, Wuqing district, Tianjin
city, China
sales01@royal steel group. com
+86 153 2001 6383

Representative Standard Size I Beam

Size	Weight	Dimensions (mm)			DIAGRAM
	kg/m	H	B	T	
I 100 X 68	11.26	100	68	4.5	<p>Material Grade:S355JR/ Q235B/ST37/A36</p> 
I 120 X 74	13.99	120	74	5.0	
I 126 X 74	14.22	126	74	5.0	
I 140 X 80	16.89	140	80	5.5	
I 160 X 88	20.52	160	88	3.0	
I 180 X 94	24.14	180	94	6.5	
I 200 X 100	27.93	200	100	7.0	
I 200 X 100	31.07	200	100	9.0	
I 200 X 100	33.07	200	100	7.5	
I 220 X 110	36.53	220	110	9.5	
I 240 X 116	37.48	240	116	8.0	<p>Material Grade:S355JR/ Q235B/ST37/A36</p> 
I 240 X 118	41.25	240	118	10.0	
I 250 X 116	38.11	250	116	8.0	
I 250 X 118	42.03	250	118	10.0	
I 270 X 122	42.83	270	122	8.5	
I 270 X 124	47.08	270	124	10.5	
I 280 X 122	43.49	280	122	8.5	
I 280 X 124	47.88	280	124	10.5	
I 300 X 126	48.08	300	126	9.0	
I 300 X 128	52.80	300	128	11.0	
I 300 X 130	57.51	300	130	13.0	
I 320 X 130	52.72	320	130	9.5	
I 320 X 132	57.75	320	132	11.5	

Length: 6M or 12M
 Original: China
 Certificate: ISO 9001, BV etc.
 Technical: Black Steel or Galvanized

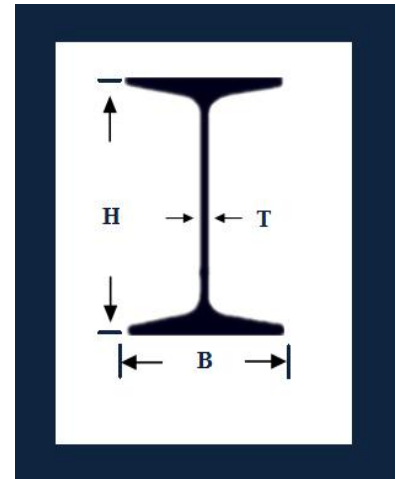


ROYAL GROUP
 Kangsheng development industry
 zone, Wuqing district, Tianjin
 city, China
 sales01@royalsteelgroup.com
 +86 153 2001 6383

Representative Standard Size I Beam

Size	Weight	Dimensions (mm)		
	kg/m	H	B	T
I 320 X 134	62.77	320	134	13.5
I 360 X 136	60.04	360	136	10.0
I 360 X 138	65.71	360	138	12.0
I 360 X 140	71.34	360	140	14.0
I 400 X 142	67.61	400	142	10.5
I 400 X 144	73.88	400	144	12.5
I 400 X 146	80.16	400	146	14.5
I 450 X 150	80.42	450	150	11.5
I 450 X 152	87.49	450	152	13.5
I 450 X 154	94.55	450	154	15.5
I 500 X 158	93.66	500	158	12.0
I 500 X 160	101.41	500	160	14.0
I 500 X 162	109.36	500	162	16.0
I 550 X 166	105.36	550	166	12.5
I 550 X 168	113.97	550	168	14.5
I 550 X 170	122.61	550	170	16.5
I 560 X 166	106.32	560	166	12.5
I 560 X 168	115.11	560	168	14.5
I 560 X 170	123.90	560	170	16.5
I 630 X 176	121.41	630	176	13.0
I 630 X 178	131.31	630	178	15.0
I 630 X 180	141.19	630	180	17.0

Material Grade: S355JR/
 Q235B/ST37/A36



Material Grade: S355JR/
 Q235B/ST37/A36

